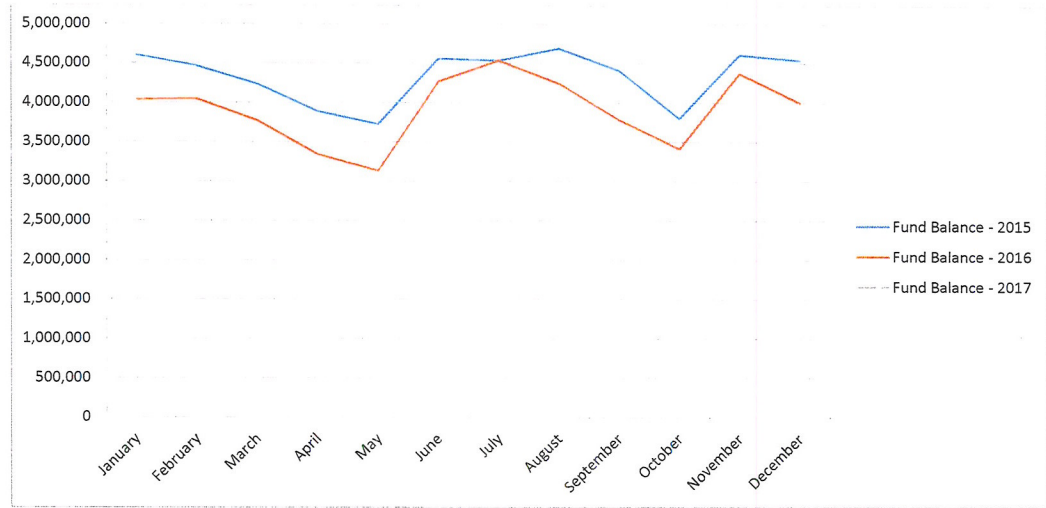


## Aitkin County Health and Human Services

### Financial Statement for Board

	January	February	March	April	May	June	July	August	September	October	November	December
<b>Fund Balance - 2015</b>	4,600,651	4,463,903	4,236,061	3,892,021	3,727,220	4,560,231	4,534,967	4,690,698	4,413,847	3,806,907	4,615,850	4,544,194
<b>Fund Balance - 2016</b>	4,031,619	4,044,030	3,768,001	3,340,621	3,133,611	4,268,703	4,534,967	4,244,044	3,785,410	3,417,297	4,372,735	4,000,774
<b>Fund Balance - 2017</b>	3,391,591											

	Jan-17	Feb-17	Mar-17	Apr-17	May-17	Jun-17	Jul-17	Aug-17	Sep-17	Oct-17	Nov-17	Dec-17	YTD 2017
<b>Revenue:</b>													
Tax Levy	0												0
Intergovernmental Revenue	0												0
State Revenue	0												0
Federal Revenue	0												0
Third Party Revenue	0												0
Misc. Revenue/Pass Thru	(1,595)												(1,595)
<b>Expenditure:</b>													
Payments for Recipients	137,827												137,827
Payroll	433,536												433,536
Services/Charges and Fees	27,015												27,015
Travel and Insurance	38,532												38,532
Supplies and Small Equipment	4,495												4,495
Capital Outlay	0												0
Misc. Expenditure/Pass Thru	6,441												6,441
<b>Net:</b>	<b>646,250</b>	<b>0</b>	<b>0</b>	<b>0</b>	<b>0</b>	<b>0</b>	<b>0</b>	<b>0</b>	<b>0</b>	<b>0</b>	<b>0</b>	<b>0</b>	<b>646,250</b>



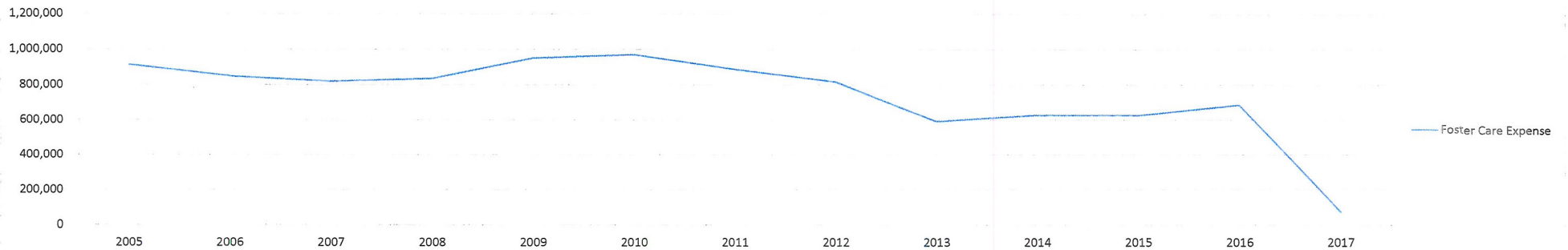
### Foster Care Report

	2005	2006	2007	2008	2009	2010	2011	2012	2013	2014	2015	2016	2017
<b>Foster Care Expense</b>	911,375	847,823	818,453	834,512	950,273	970,888	886,243	816,028	590,994	628,755	626,426	686,956	76,813
<b># of Children</b>	69	73	75	63	64	57	56	49	50	53			

Foster Care	2005	2006	2007	2008	2009	2010	2011	2012	2013	2014	2015	2016	2017
Child Shelter	339	3,017	5,139	0	850	0	177	2,696	2,817	0	1,071	2,384	
ICWA	185	2,448	0	0	709	0	0	0	0	0	0	0	
Corrections	0	35,626	6,465	5,444	4,227	9,488	2,656	6,151	1,378	1,968	0	0	
Treatment Foster Care	0	0	8,451	0	0	33,227	101,130	96,216	79,138	35,418	18,948	0	
ICWA	0	0	0	0	0	0	0	0	0	0	7,870	18,632	
Corrections	0	0	0	33,530	33,811	22,857	0	0	0	0	0	0	
Child Foster Care	388,841	318,577	462,600	384,829	396,552	346,845	167,154	174,298	241,526	158,688	190,403	289,650	17,262
ICWA	22,292	49,915	101,147	131,779	99,413	111,278	138,816	92,451	11,382	24,570	52,441	72,284	14,810
Corrections	1,365	19,740	0	0	0	18,695	11,627	9,783	0	1,998	10,011	0	0
Rule 8	2,750	53,677	12,310	3,174	19,938	14,710	45,321	7,062	0	100	35,955	0	
ICWA	0	0	0	23,947	10,952	48,097	16,400	25,716	7,306	888	0	0	
Corrections	3,565	0	18,675	8,132	44,677	13,373	17,570	43,317	0	0	0	0	
Correctional	0	0	0	0	0	0	0	0	24,953	0	0	0	2,989
ICWA	0	37,418	46,204	35,438	68,751	103,404	107,921	56,691	21,011	68,770	27,341	47,201	890
Corrections	338,671	264,032	141,084	107,867	120,751	66,821	208,353	188,862	142,442	292,193	142,279	149,222	
Northstar Adoption/Kinship	0	0	0	0	0	0	0	0	0	0	0	1,973	
Extended Foster Care	0	0	0	0	0	0	1,228	0	0	100	0	0	
Electronic Monitoring	2,800	976	1,848	0	1,504	1,201	0	352	2,904	0	0	0	
Rule 5	109,597	56,466	0	61,170	95,415	103,210	70,889	99,575	21,835	119,466	96,403	139,532	40,360
ICWA	0	0	7,175	36,321	42,836	36,960	0	0	36,571	0	48,012	27,891	
Corrections	28,130	0	0	0	0	0	0	0	0	0	0	0	
Respite	1,889	428	115	882	7,862	34,851	8,645	9,183	2,358	919	5,765	1,276	
Child Care	5,369	1,406	2,178	0	671	1,579	1,167	0	718	592	4,495	981	
Health Services	5,546	386	695	0	455	82	194	382	111	2,607	3,108	195	15
Transportation	4,514	4,436	5,897	5,464	10,803	9,584	10,268	7,188	14,129	9,790	7,789	6,098	502
<b>Total Foster Care Expenses:</b>	<b>915,854</b>	<b>848,548</b>	<b>819,983</b>	<b>837,977</b>	<b>960,176</b>	<b>976,259</b>	<b>909,516</b>	<b>819,923</b>	<b>610,578</b>	<b>718,066</b>	<b>651,892</b>	<b>757,319</b>	<b>76,828</b>

### Foster Care Expense

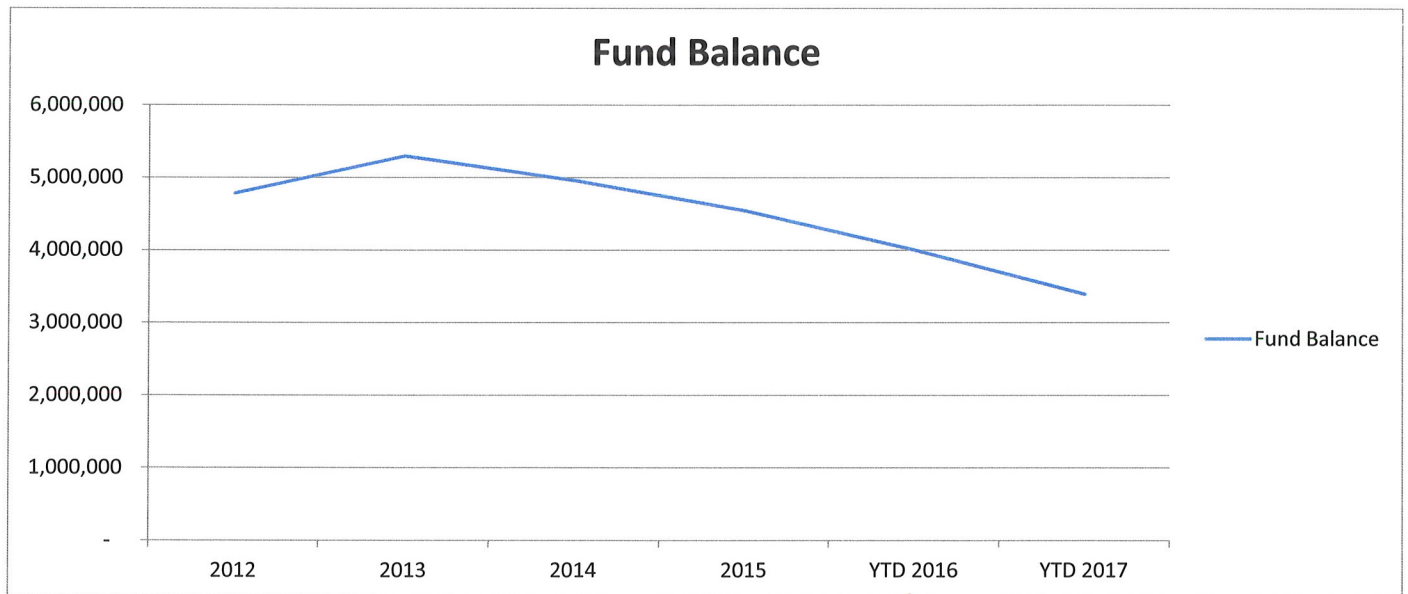


# Aitkin County Health and Human Services

## 5-Year Trend

	2012	2013	2014	2015	YTD 2016	YTD 2017
<b>Fund Balance</b>	4,783,514	5,295,266	4,959,306	4,544,194	4,000,774	3,391,591

	2012	2013	2014	2015	YTD 2016	YTD 2017
<b>Revenue:</b>						
Tax Levy	(2,445,758)	(2,470,280)	(1,888,237)	(1,982,478)	(2,281,887)	-
Intergovernmental Revenue	(131,276)	(314,824)	(270,042)	(279,448)	(109,304)	-
State Revenue	(723,462)	(686,351)	(881,137)	(1,043,277)	(1,062,714)	-
Federal Revenue	(2,161,389)	(2,136,553)	(2,168,616)	(2,084,504)	(2,047,014)	-
Third Party Revenue	(204,217)	(216,749)	(207,346)	(258,635)	(341,275)	-
Misc. Revenue/Pass Thru	(451,664)	(359,291)	(315,012)	(388,502)	(311,493)	(1,595)
<b>Expenditure:</b>						
Payments for Recipients	1,604,609	1,417,258	1,635,621	1,719,526	1,881,399	137,827
Payroll	3,516,455	3,425,849	3,664,934	3,934,931	4,102,280	433,536
Services/Charges and Fees	397,600	423,064	336,723	343,675	347,003	27,015
Travel and Insurance	87,885	89,679	143,562	156,611	95,617	38,532
Supplies and Small Equipment	33,369	61,402	73,199	110,486	100,409	4,495
Capital Outlay	120,759	52,492	31,266	38,483	48,764	-
Misc. Expenditure/Pass Thru	168,640	184,723	180,414	150,934	120,507	6,441
<b>Net Change to Fund Balance:</b>	<b>(188,448)</b>	<b>(529,581)</b>	<b>335,329</b>	<b>417,802</b>	<b>542,292</b>	<b>646,250</b>

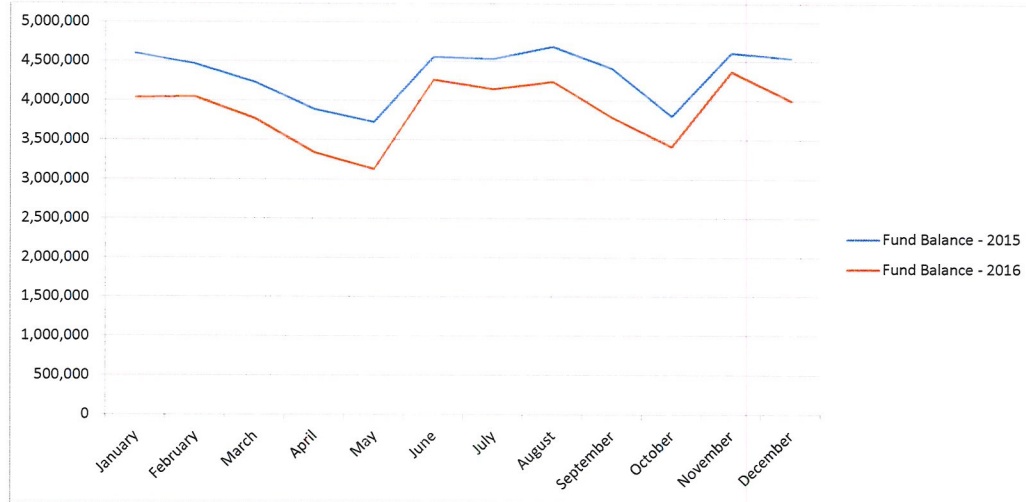


## Aitkin County Health and Human Services

### Financial Statement for Board

	January	February	March	April	May	June	July	August	September	October	November	December
<b>Fund Balance - 2015</b>	4,600,651	4,463,903	4,236,061	3,892,021	3,727,220	4,560,231	4,534,967	4,690,698	4,413,847	3,806,907	4,615,850	4,544,194
<b>Fund Balance - 2016</b>	4,031,619	4,044,030	3,768,001	3,340,621	3,133,611	4,268,703	4,147,562	4,244,044	3,785,410	3,417,297	4,372,735	4,000,774

	Jan'16	Feb'16	Mar'16	Apr'16	May'16	Jun'16	Jul'16	Aug'16	Sept'16	Oct'16	Nov'16	Dec'16	YTD 2016
<b>Revenue:</b>													
Tax Levy	0	0	0	0	0	(1,367,861)	0	0	0	0	(914,025)	0	(2,281,887)
Intergovernmental Revenue	0	(1,169)	0	0	(3,147)	0	(3,335)	(20,544)	(322)	(17,249)	(60,203)	(3,335)	(109,304)
State Revenue	(19,245)	(59,763)	(115,492)	(8,961)	(66,622)	(117,642)	(255,430)	(171,252)	(96,666)	(12,643)	(53,211)	(85,787)	(1,062,714)
Federal Revenue	(41,861)	(297,808)	(186,519)	(47,508)	(204,076)	(269,069)	(38,978)	(295,850)	(153,063)	(62,261)	(269,340)	(180,681)	(2,047,014)
Third Party Revenue	(21,482)	(26,607)	(23,547)	(25,549)	(35,066)	(30,230)	(39,229)	(29,940)	(27,486)	(25,862)	(31,611)	(24,669)	(341,275)
Misc. Revenue/Pass Thru	(21,936)	(38,247)	(24,312)	(102,738)	(17,656)	(27,772)	(13,328)	(25,325)	(4,843)	(14,195)	(7,790)	(13,349)	(311,493)
<b>Expenditure:</b>													
Payments for Recipients	204,263	112,406	131,528	166,226	254,225	192,810	130,076	129,105	138,248	167,022	99,123	156,366	1,881,399
Payroll	377,040	314,235	318,366	452,751	307,453	308,870	326,898	302,908	431,036	320,081	306,398	336,245	4,102,280
Services/Charges and Fees	43,687	36,473	22,387	31,223	18,423	17,695	39,994	20,812	25,069	25,277	20,535	45,426	347,003
Travel and Insurance	43,664	3,482	6,996	4,531	3,710	5,110	6,202	4,663	3,483	4,839	6,020	4,918	95,617
Supplies and Small Equipment	2,494	5,406	6,395	4,003	4,533	3,327	17,782	29,855	15,591	4,680	2,435	3,907	100,409
Capital Outlay	0	0	0	939	5,830	0	0	0	0	38,000	0	3,995	48,764
Misc. Expenditure/Pass Thru	14,050	4,007	7,832	17,564	9,253	12,835	12,465	17,582	7,245	5,641	5,834	6,200	120,507
<b>Net:</b>	<b>580,674</b>	<b>52,416</b>	<b>143,634</b>	<b>492,481</b>	<b>276,861</b>	<b>(1,271,928)</b>	<b>183,116</b>	<b>(37,986)</b>	<b>338,292</b>	<b>433,330</b>	<b>(897,835)</b>	<b>249,236</b>	<b>542,292</b>

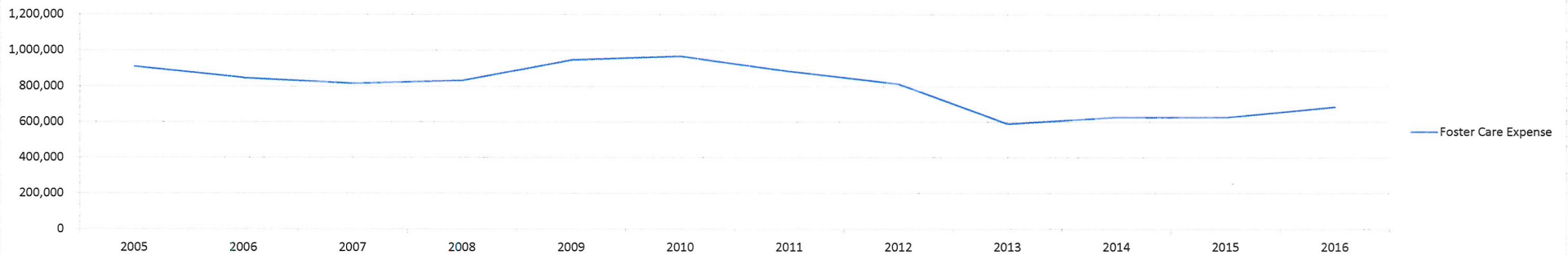


## Foster Care Report

	2005	2006	2007	2008	2009	2010	2011	2012	2013	2014	2015	2016
<b>Foster Care Expense</b>	911,375	847,823	818,453	834,512	950,273	970,888	886,243	816,028	590,994	628,755	626,426	686,956
<b># of Children</b>	69	73	75	63	64	57	56	49	50	53		

Foster Care	2005	2006	2007	2008	2009	2010	2011	2012	2013	2014	2015	2016
Child Shelter	339	3,017	5,139	0	850	0	177	2,696	2,817	0	1,071	2,384
ICWA	185	2,448	0	0	709	0	0	0	0	0	0	0
Corrections	0	35,626	6,465	5,444	4,227	9,488	2,656	6,151	1,378	1,968	0	0
Treatment Foster Care	0	0	8,451	0	0	33,227	101,130	96,216	79,138	35,418	18,948	0
ICWA	0	0	0	0	0	0	0	0	0	0	7,870	18,632
Corrections	0	0	0	33,530	33,811	22,857	0	0	0	0	0	0
Child Foster Care	388,841	318,577	462,600	384,829	396,552	346,845	167,154	174,298	241,526	158,688	190,403	289,650
ICWA	22,292	49,915	101,147	131,779	99,413	111,278	138,816	92,451	11,382	24,570	52,441	72,284
Corrections	1,365	19,740	0	0	0	18,695	11,627	9,783	0	1,998	10,011	0
Rule 8	2,750	53,677	12,310	3,174	19,938	14,710	45,321	7,062	0	100	35,955	0
ICWA	0	0	0	23,947	10,952	48,097	16,400	25,716	7,306	888	0	0
Corrections	3,565	0	18,675	8,132	44,677	13,373	17,570	43,317	0	0	0	0
Correctional	0	0	0	0	0	0	0	0	24,953	0	0	0
ICWA	0	37,418	46,204	35,438	68,751	103,404	107,921	56,691	21,011	68,770	27,341	47,201
Corrections	338,671	264,032	141,084	107,867	120,751	66,821	208,353	188,862	142,442	292,193	142,279	149,222
Northstar Adoption/Kinship	0	0	0	0	0	0	0	0	0	0	0	1,973
Extended Foster Care	0	0	0	0	0	0	1,228	0	0	100	0	0
Electronic Monitoring	2,800	976	1,848	0	1,504	1,201	0	352	2,904	0	0	0
Rule 5	109,597	56,466	0	61,170	95,415	103,210	70,889	99,575	21,835	119,466	96,403	139,532
ICWA	0	0	7,175	36,321	42,836	36,960	0	0	36,571	0	48,012	27,891
Corrections	28,130	0	0	0	0	0	0	0	0	0	0	0
Respite	1,889	428	115	882	7,862	34,851	8,645	9,183	2,358	919	5,765	1,276
Child Care	5,369	1,406	2,178	0	671	1,579	1,167	0	718	592	4,495	981
Health Services	5,546	386	695	0	455	82	194	382	111	2,607	3,108	195
Transportation	4,514	4,436	5,897	5,464	10,803	9,584	10,268	7,188	14,129	9,790	7,789	6,098
<b>Total Foster Care Expenses:</b>	<b>915,854</b>	<b>848,548</b>	<b>819,983</b>	<b>837,977</b>	<b>960,176</b>	<b>976,259</b>	<b>909,516</b>	<b>819,923</b>	<b>610,578</b>	<b>718,066</b>	<b>651,892</b>	<b>757,319</b>

### Foster Care Expense

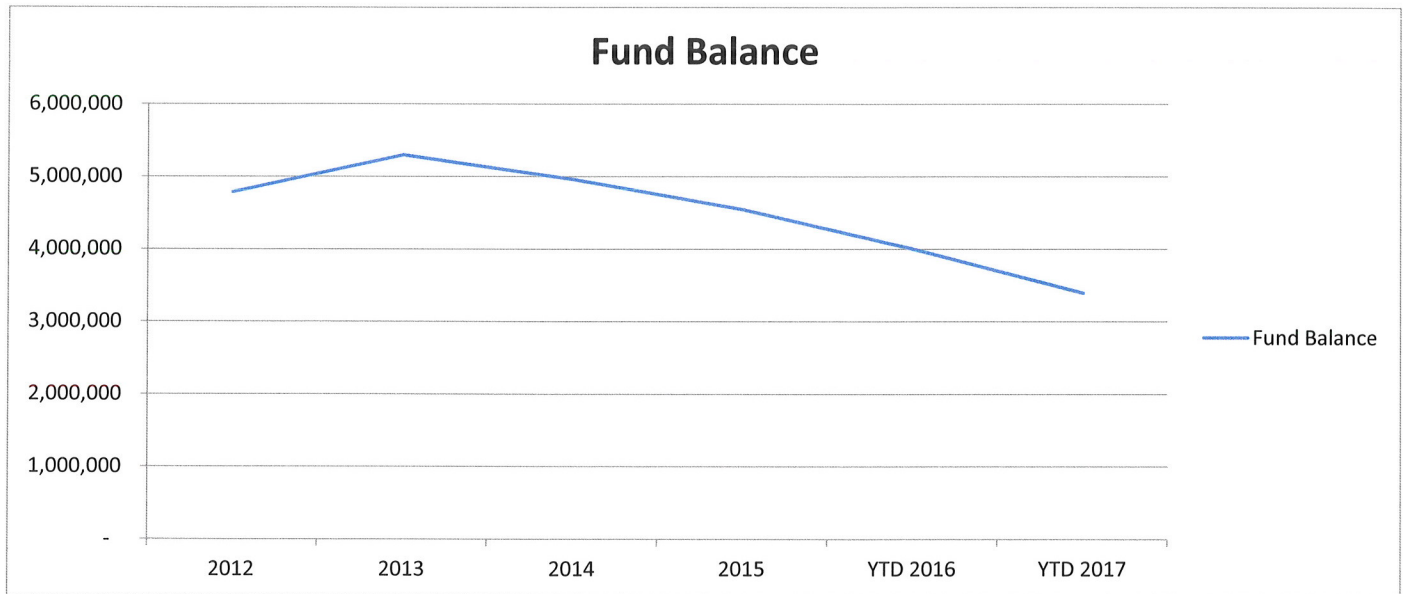


# Aitkin County Health and Human Services

## 5-Year Trend

	2012	2013	2014	2015	YTD 2016	YTD 2017
<b>Fund Balance</b>	4,783,514	5,295,266	4,959,306	4,544,194	4,000,774	3,391,591

	2012	2013	2014	2015	YTD 2016	YTD 2017
<b>Revenue:</b>						
Tax Levy	(2,445,758)	(2,470,280)	(1,888,237)	(1,982,478)	(2,281,887)	-
Intergovernmental Revenue	(131,276)	(314,824)	(270,042)	(279,448)	(109,304)	-
State Revenue	(723,462)	(686,351)	(881,137)	(1,043,277)	(1,062,714)	-
Federal Revenue	(2,161,389)	(2,136,553)	(2,168,616)	(2,084,504)	(2,047,014)	-
Third Party Revenue	(204,217)	(216,749)	(207,346)	(258,635)	(341,275)	-
Misc. Revenue/Pass Thru	(451,664)	(359,291)	(315,012)	(388,502)	(311,493)	(1,595)
<b>Expenditure:</b>						
Payments for Recipients	1,604,609	1,417,258	1,635,621	1,719,526	1,881,399	137,827
Payroll	3,516,455	3,425,849	3,664,934	3,934,931	4,102,280	433,536
Services/Charges and Fees	397,600	423,064	336,723	343,675	347,003	27,015
Travel and Insurance	87,885	89,679	143,562	156,611	95,617	38,532
Supplies and Small Equipment	33,369	61,402	73,199	110,486	100,409	4,495
Capital Outlay	120,759	52,492	31,266	38,483	48,764	-
Misc. Expenditure/Pass Thru	168,640	184,723	180,414	150,934	120,507	6,441
<b>Net Change to Fund Balance:</b>	<b>(188,448)</b>	<b>(529,581)</b>	<b>335,329</b>	<b>417,802</b>	<b>542,292</b>	<b>646,250</b>



**AITKIN COUNTY VOLUNTEER DRIVER TRANSPORTATION**

<b>MONTH</b>	<b>MEDICAL TRANSPORTS COMPLETED</b>	<b>OTHER TRANSPORTS COMPLETED*</b>	<b>TRANSPORTS CANCELED OR NO SHOWS</b>	<b>TOTAL TRANSPORTS ARRANGED</b>	<b>COUNTY EXPENSE FOR MEDICAL TRANSPORTS</b>
<b>DEC</b>	<b>67</b>	<b>0</b>	<b>12</b>	<b>79</b>	<b>\$240.39</b>
<b>JAN '16</b>	<b>51</b>	<b>0</b>	<b>10</b>	<b>61</b>	<b>\$68.98</b>
<b>FEB '16</b>	<b>57</b>	<b>1</b>	<b>7</b>	<b>65</b>	<b>\$163.08</b>
<b>MARCH</b>	<b>72</b>	<b>2</b>	<b>11</b>	<b>85</b>	<b>\$275.26</b>
<b>APRIL</b>	<b>46</b>	<b>0</b>	<b>14</b>	<b>60</b>	<b>\$289.44</b>
<b>MAY</b>	<b>36</b>	<b>0</b>	<b>16</b>	<b>52</b>	<b>\$276.28</b>
<b>JUNE</b>	<b>52</b>	<b>0</b>	<b>8</b>	<b>60</b>	<b>\$133.22</b>
<b>JULY</b>	<b>22</b>	<b>0</b>	<b>4</b>	<b>26</b>	<b>\$204.25</b>
<b>AUGUST</b>	<b>35</b>	<b>1</b>	<b>10</b>	<b>46</b>	<b>\$355.03</b>
<b>SEPTEMBER</b>	<b>34</b>	<b>1</b>	<b>8</b>	<b>43</b>	<b>\$497.35</b>
<b>OCTOBER</b>	<b>27</b>	<b>1 (GSSC)</b>	<b>5 + 1 (GSSC)</b>	<b>34</b>	<b>\$306.43</b>
<b>NOVEMBER</b>	<b>35</b>	<b>0</b>	<b>12</b>	<b>47</b>	<b>\$41.54</b>
<b>DECEMBER</b>	<b>33</b>	<b>1</b>	<b>6</b>	<b>40</b>	<b>\$124.64</b>

**\*COURT, MEDICAL W/NO TRANSPORTATION (SUCH AS MN CARE), VISITATION, ETC.**

# County Expense

